



Plugged in to Altamaha EMC

AUGUST 2018

The Official Newsletter of Altamaha Electric Membership Corporation

Serving: Toombs, Montgomery, Emanuel, Treutlen, Laurens, Johnson and Tattnall

Look Out For Scams

Unfortunately, in today's world, scams are inevitable. Scammers can threaten you with everything from legal action involving the IRS to turning off power to your home.

Utility scams often involve an individual or group posing as an employee of your electric cooperative. The scammer may use threatening language in order to frighten you into offering your credit card or bank account information. Don't fall victim to these types of scams. Understand the threats posed and your best course of action:

- If someone calls your home or cell phone demanding you pay your electric bill immediately, gather as much information as you can from that individual, hang-up the phone and contact Altamaha EMC or the local authorities. Scammers often use threats and urgency to pressure you into giving them your bank account number or loading a pre-paid credit or debit card (such as a Green Dot card). Altamaha EMC will never ask you to give your personal finance information over the phone. If you have any doubts about your utility bill, contact us either in person, or over the phone at 912-526-8181.

- If someone comes to your home claiming to be an employee of Altamaha, call us to verify their identity. We do not send employees to your home to collect money.

There are other types of scams consumers should watch out for:

- Government agencies like the IRS will never call to inform you that you have unpaid taxes or other liens against you. You will always receive this type of information in the mail. If someone calls claiming to be the IRS, hang-up immediately. If you receive an email from an unknown sender; an email riddled with spelling errors and typos; or an email threatening action unless a sum of money is paid, do not click any links provided within the email, and do not respond to the email.

Simply delete the email, or send it to your spam folder.

- If someone calls your home claiming to have discovered a virus on your computer, hang-up. This caller's intent is to access personal information you may be keeping on your computer.

Altamaha EMC wants to make sure you avoid any and all types of scams that could put you or your financial information in jeopardy.



Cool recipes for hot kitchens

Just because it's hot outside doesn't mean you have to stay out of the kitchen. Think beyond the backyard grill. And don't limit your summer fare to tossed salad and cold sandwiches when you want to keep the indoors comfortable, the oven off and energy costs down.



With a little time, creativity and a few small appliances, you can save on your utility bill and still stay cool.

While the thought of turning on the oven in July can be enough to make you sweat, electric ovens can be an advantage during the summer. Many professional cooks prefer electric ovens to gas for their ability to hold heat more evenly. Electric stoves are also more energy efficient because they don't introduce extra moisture into your home when turned on, which can make your air conditioner work harder and drive up energy use and cost.

In winter, the heat and humidity that builds up when cooking in the kitchen can also warm other parts of the home while reducing the heating load on your furnace or heat pump. During the summer months, though, there are still ways to use your oven more efficiently.

When baking bread, cakes or any foods that require browning and rising, consider limiting the time

spent preheating. If your oven comes with a display that counts down the preheating time, use it.

Try these other kitchen tools and energy-saving tips to keep you cool:

- **Use the microwave.** They can provide the most efficient way to cook single food items without the heat. They also use lower wattage to operate and can cut cooking time in half.



- **Reach for small appliances.**

Don't forget some of summer's best go-to kitchen appliances: toaster ovens and slow cookers. These handy appliances use less energy and generate less heat than a standard oven.

- **Use fans.** Ceiling fans can be useful in the kitchen. They can reduce thermostat settings by 4 degrees



Fahrenheit and use much less energy than air conditioning. Even placing a ceiling fan in an adjoining dining area will help circulate the air and keep you more comfortable. But for maximum cooling using a fan, consider installing a whole-house fan or attic fan to keep the hot air moving up and out of your house.


- **Hours of cooling.** In most parts of the country, summer provides a little reprieve in the early morning and late evening. Take advantage of the lower temperatures or a summer breeze during these times to cook, bake, turn on the stove and run the dishwasher.


- **Regulate the dishwasher.** When your summer meal is done and it's time for cleanup, it's fine to run the dishwasher. Did you know that it uses less water than washing dishes by hand? You can save even more money and energy by letting dishes air-dry, and by running the dishwasher later in the evening, during off-peak hours.

For more energy-saving tips, visit www.altamahaemc.com.

ACCOUNT NOTIFICATIONS NOW AVAILABLE

In today’s busy world, we all need reminders to keep us on track. Altamaha EMC encourages our members to take advantage of our **Alerts and Reminders** program which has the capability to send out various notifications concerning your account. These notifications consist of a Due Date Reminder, Past Due Date Reminder, Account Profile Change, Returned Check Alert, Payment Confirmation and High Energy Usage Alert. These notifications can be sent out by text message and/or email. Call our office today at 912-526-8181 and one of our Member Service Representatives will be happy to assist you in setting up the notifications that you choose. There is no charge for these notifications.





ALTAMAHA

Electric Membership Corporation

Community Owned • Community Built • Community Better

Alerts & Reminders

99999-001

Due Date Reminder

Remind me 7 day(s) before.

Text Message

☒

Email

☒

Past Due Date Reminder


Alert me when due date has passed.

Text Message

☒


Email

☒



Countertop Convenience:

Oven cooking can really warm up a kitchen. Try using smaller appliances like microwaves and slow cookers to put more cooking heat where you need it.



Annual Meeting Information and Director Election Process

Altamaha EMC will hold its 2018 annual meeting at Southeastern Technical College in Vidalia, Georgia, on Wednesday, November 7, 2018. Official notice of the time, date and place will be provided to each member in advance of the meeting. Director elections will be held at the annual meeting for District 1, comprised of the cooperative's service territory within Toombs and Tattnall Counties; District 2 comprised of the cooperative's service territory within Treutlen County and District 4 comprised of the cooperative's service territory within Emanuel County. The following is a summary of the provisions of the cooperative's bylaws pertaining to the process for election of directors:

Section 3.03 Qualifications of Directors.

Qualifications to become or remain a nominee or a director of the cooperative: Must be eighteen (18) years old or older on the date of election. Must be a member and bona fide resident of the district represented and receive service from the cooperative at his or her primary residence. May not, within five (5) years prior to the election, have been an employee of the cooperative. May not be a close relative of any person who is an employee or director of the cooperative. May not be employed by or hold a financial interest in a competing enterprise or a business selling electric energy or supplies to the cooperative. May not be the incumbent of or candidate for a salaried elective public office. May not have been convicted of a felony.

Section 3.04 Nominations by Nominating Committee.

The Board of Directors appoints a nominating committee comprised of independent members of the cooperative. The nominating committee meets not less than sixty five (65) days prior to the annual meeting and nominates one or more candidates for the directorships that are to be filled at the annual meeting. Written notice of the names of the members of the committee and the meeting date for the committee will be provided to the members prior to their meeting and shall be posted at the cooperative's headquarters.

Section 3.05 Nominations by petition.

Other nominations for director elections may be made by written petition signed by not less than one hundred (100) members which shall be submitted to the Secretary of the cooperative or his nominee not less than forty five (45) days prior to such meeting.

Section 3.06 Posting of the notice of nominees.

The Secretary shall be responsible for posting at the headquarters of the Cooperative the nominees for the election made by the nominating committee and by petition and if feasible, shall include same in the notice to the members for the meeting at which the election is to be held.

Section 3.07 Restrictions on Other Nominations.

Except in the event that all candidates nominated by the nominating committee and petition are deceased, or withdrawn in writing from candidacy prior to the election, no other nominations shall be in order.

Section 3.08 Election procedures.

Directors shall be elected by a plurality vote of those members from the applicable voting district, or those authorized to vote for them pursuant to Section 2.05 of these bylaws as set out below, at the meeting in which the election is to be held. Should two or more candidates tie for the highest vote, then run-off ballots shall be taken among them.

Section 2.05 Representation of Members.

Unless it is made to appear otherwise by writing executed by the member and filed with the Secretary or his designate prior to a meeting of the members, a person eighteen (18) years of age or older residing in the primary residential abode of the member, who presents himself or herself to the Secretary, or his designated registrar(s), prior to a meeting of the members, as a representative of such member, shall be deemed to act and vote for the member he purports to represent and in as full and ample manner as if the member had been present and personally acting at the meeting. The presence of the member purported to be represented by such person shall, however, revoke the authority hereby created and only the member shall be entitled to act and vote at such meeting. Except as is expressly provided for herein, no other person shall have the authority to represent, act or vote for any member at a meeting of the members.

Section 2.07 Credentials and Election Committee.

Section 2.07 of the bylaws provides for a committee of not less than five (5) nor more than fifteen (15) independent members to oversee the nominating, registration and election processes and to resolve disputes relating to same.

2018 Nominating Committee: The Nominating Committee is scheduled to meet at the headquarters office in Lyons on Thursday, August 23, 2018. This committee consists of the following members: Chris Hopkins, James Robert Jones, Gary J. Walden, Wayne Braddy, Harold Ricks, and Billy G. Holder.



Member RECIPES



Tiramisu French Toast Casserole

Four 1 1/2-inch-thick slices bread
(French or challah bread but any thicker sliced bread works well)
1/2 of an 8-ounce package cream or mascarpone cheese, softened
2 tablespoons granulated sugar
Vanilla flavoring or extract (3 teaspoons total needed)
4 eggs
1 cup milk
2 tablespoons honey or granulated sugar
1 tablespoon instant coffee grounds

Using a small sharp knife, cut a 3-inch pocket pouch to stuff filling about 2 inches deep in the top-crust side of each bread slice, cutting into edge but not all the way each slice of bread. For filling, in bowl beat room temp cheese with an electric mixer on medium speed for 30-40 seconds to cream. Add 2 tablespoons granulated sugar and 2 teaspoons vanilla. Beat until smooth. Divide mixture evenly among bread slices, spooning it into the pocket of each bread slice. Place bread slices in a 2-quart rectangular baking dish; set aside. In separate mixing bowl whisk together eggs, milk, honey, coffee grounds, and the remaining 1 teaspoon vanilla. Slowly pour the egg mixture over bread slices. Using the back of a wide spatula, press bread down lightly to soak with egg mixture. Cover. Place in refrigerator to chill for 2 to 24 hours, turning bread slices over once or twice during chilling to coat well. Preheat oven to 350 degrees F. Line baking dish with parchment paper. Arrange bread slices in the prepared baking pan. Bake, uncovered, for 30 minutes or until golden brown, turning once halfway through baking. Before serving, sprinkle with powdered sugar. Optional: If desired, garnish with hot fudge topping, fresh mint sprigs and/or fresh raspberries.

— From the kitchen of Anita Shepherd

Each month, our newsletter features recipes submitted by our members. If you have a favorite recipe and would like to share it with other readers in the Altamaha EMC service area, send a copy, complete with name, address and daytime phone number to: Tammye Vaughn, Altamaha EMC, P.O. Box 346, Lyons, GA 30436. Each month, a recipe will be selected for publication. The member who submitted the featured recipe will be given a \$10 credit on their next Altamaha EMC bill. Due to limited space, not all recipes received will be featured. Recipes printed in *Plugged In* are not independently tested; therefore, we must depend on the accuracy of those members who send recipes to us.